

Scarborough Fair

Intro, melody & outro
Tab by Marc Tuddenham

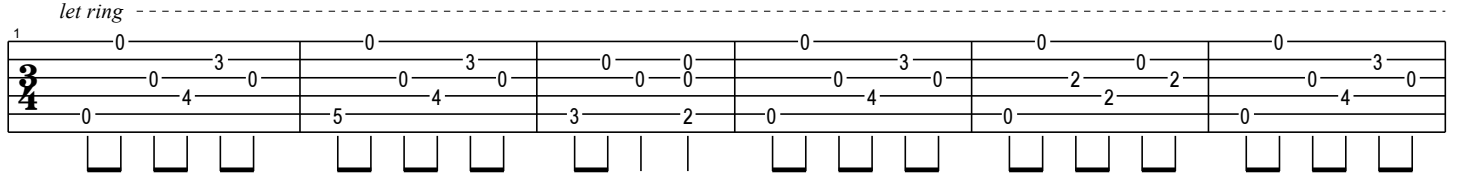
Music byTraditional

♩ = 120

Intro

Am D G Am

let ring

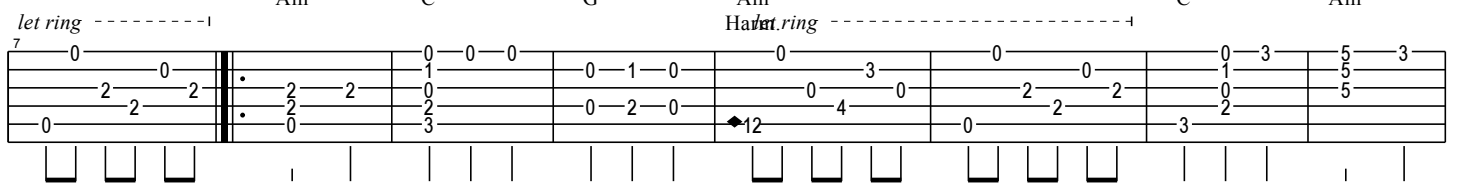


The Intro section consists of six measures of music. The first measure is marked with a '1' and 'let ring'. The chords are Am, D, G, Am, Am, and Am. The tab shows fingerings for the strings, with a diamond symbol at the 12th fret in the first measure. The strings are numbered 1 to 6 from top to bottom.

Melody

Am C G Am C Am

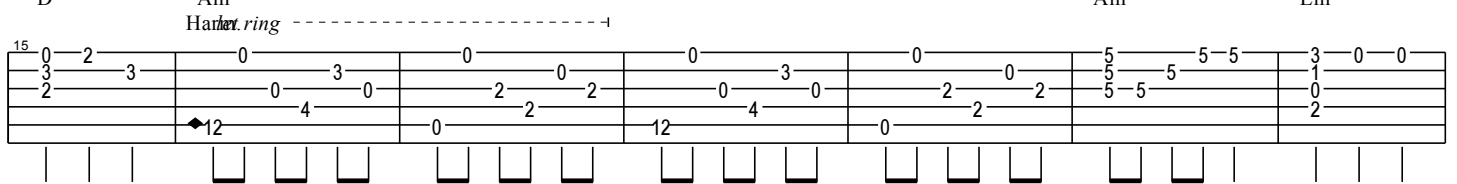
let ring



The Melody section starts at measure 7 and consists of eight measures. The chords are Am, C, G, Am, C, and Am. The first measure is marked with a '7' and 'let ring'. The tab shows fingerings for the strings, with a diamond symbol at the 12th fret in the fourth measure. The strings are numbered 1 to 6 from top to bottom.

D Am Em

Harm. ring

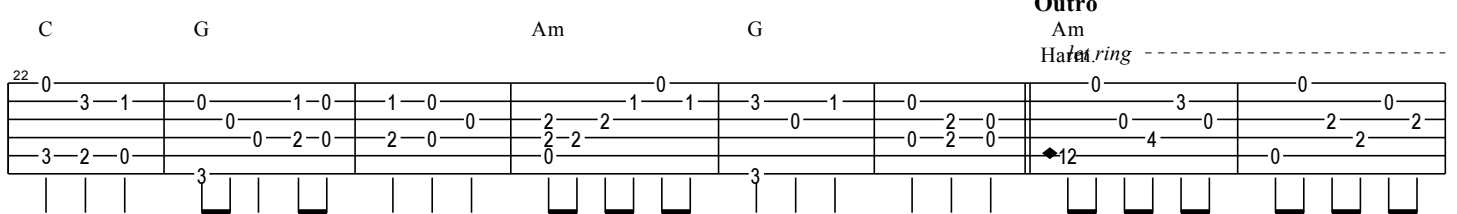


This section consists of six measures of music. The chords are D, Am, and Em. The first measure is marked with a '15' and 'Harm. ring'. The tab shows fingerings for the strings, with a diamond symbol at the 12th fret in the first measure. The strings are numbered 1 to 6 from top to bottom.

C G Am G

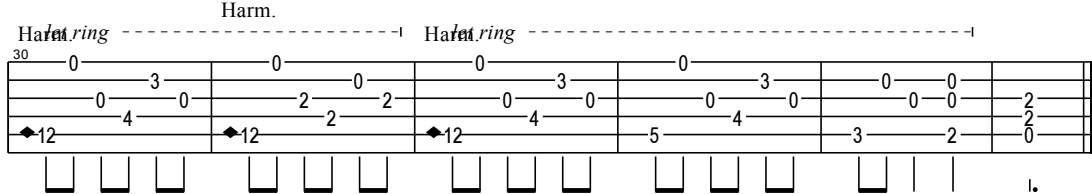
Outro

Am Harm. ring



The Outro section consists of six measures of music. The chords are C, G, Am, G, Am, and Am. The first measure is marked with a '22' and 'Harm. ring'. The tab shows fingerings for the strings, with a diamond symbol at the 12th fret in the first measure. The strings are numbered 1 to 6 from top to bottom.

Harm. ring



This section consists of six measures of music. The first measure is marked with a '30' and 'Harm. ring'. The tab shows fingerings for the strings, with a diamond symbol at the 12th fret in the first measure. The strings are numbered 1 to 6 from top to bottom.

Scarborough Fair

artist:Paul Simon , writer:Traditional

<https://www.youtube.com/watch?v=hvt3r6Xs-CM> Capo on 3

[Am] Are you [C] going to [G] Scarborough [Am] Fair
 [C] Parsley, [Am] sage, [C] rose[D]mary and [Am] thyme
 Remember [C] me to one who lives [G] there
 [Am] She once [G] was a true love of [Am] mine

[Am] Tell her to [C] make me a [G] cambric [Am] shirt
 [C] Parsley, [Am] sage, [C] rose[D]mary and [Am] thyme
 Without any [C] seams or fine needle [G] work
 [Am] Then she'll [G] be a true love of [Am] mine

[Am] Tell her to [C] find me an [G] acre of [Am] land
 [C] Parsley, [Am] sage, [C] rose[D]mary and [Am] thyme
 Between the salt [C] water and the sea [G] strands
 [Am] Then she'll [G] be a true love of [Am] mine

[Am] Tell her to [C] reap it with a [G] sickle of [Am] leather
 [C] Parsley, [Am] sage, [C] rose[D]mary and [Am] thyme
 And gather it [C] all in a bunch of [G] heather
 [Am] Then she'll [G] be a true love of [Am] mine

[Am] When you've [C] done and [G] finished your [Am] work
 [C] Parsley, [Am] sage, [C] rose[D]mary and [Am] thyme
 Then come into [C] me for your Cambric [G] shirt
 [Am] And you shall [G] be a true love of [Am] mine

[Am] Are you [C] going to [G] Scarborough [Am] Fair
 [C] Parsley, [Am] sage, [C] rose[D]mary and [Am] thyme
 Remember [C] me to one who lives [G] there
 [Am] Then she'll [G] be a true love of [Am] mine

